

**Bericht über meldepflichtige Infektionskrankheiten,  
LK Offenbach, November 2017**

Stand: 15.12.2017 16:33:40

## Gemeldete Infektionskrankheiten (§§ 6, 7 IfSG)

### Akute Gastroenteritiden

Krankheit	August	September	Oktober	November	Kum2016	Kum2017	HEKum2016	HEKum2017
Campylobacter	37	37	36	31	358	271	5293	4910
E.-coli-Enteritis	0	0	0	0	0	0	15	12
EHEC/STEC	1	1	1	1	5	13	68	92
Giardiasis	2	5	0	1	21	20	361	302
Norovirus	14	12	3	22	213	316	5152	5354
Paratyphus	0	0	1	0	1	1	3	3
Rotavirus	11	5	0	2	131	209	1626	2438
Salmonellose	8	4	3	7	48	46	966	944
Shigellose	0	0	0	0	3	0	47	36
Typhus	0	0	0	0	0	1	8	8
Yersiniose	0	1	0	0	7	6	199	174

### Akute Hepatitiden

Krankheit	August	September	Oktober	November	Kum2016	Kum2017	HEKum2016	HEKum2017
Hepatitis A	0	1	0	1	0	7	71	134
Hepatitis B	2	2	0	0	11	10	516	562
Hepatitis C	0	0	0	0	3	3	488	559
Hepatitis D	0	0	0	0	1	0	5	1
Hepatitis E	3	2	0	2	10	10	155	253
Hepatitis Non A-E	0	0	0	0	0	0	0	0

### Tuberkulose

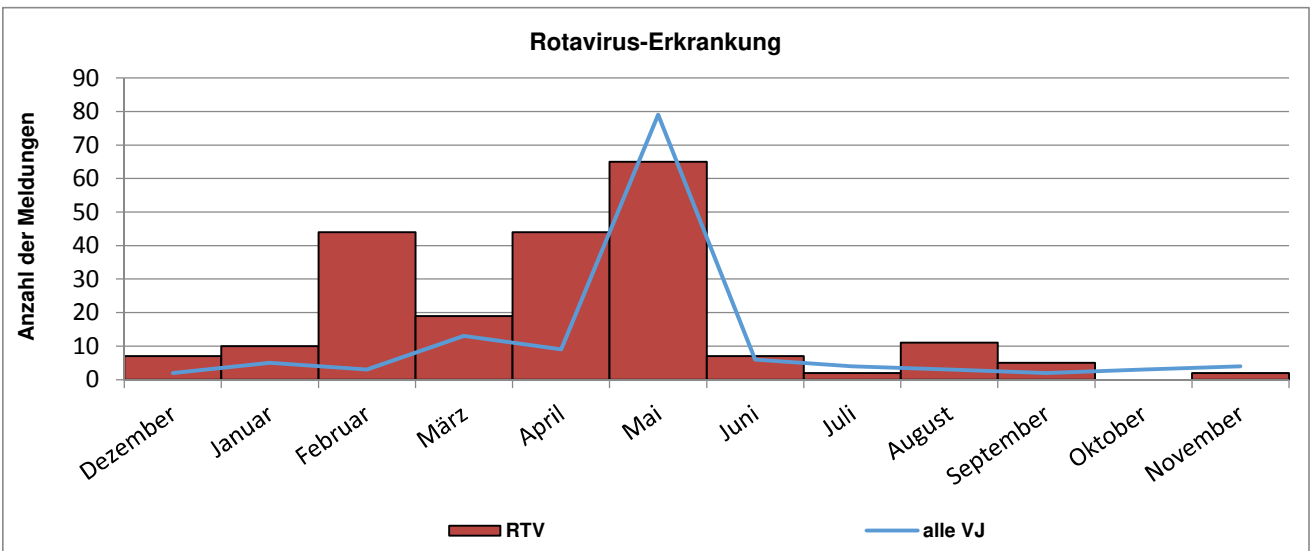
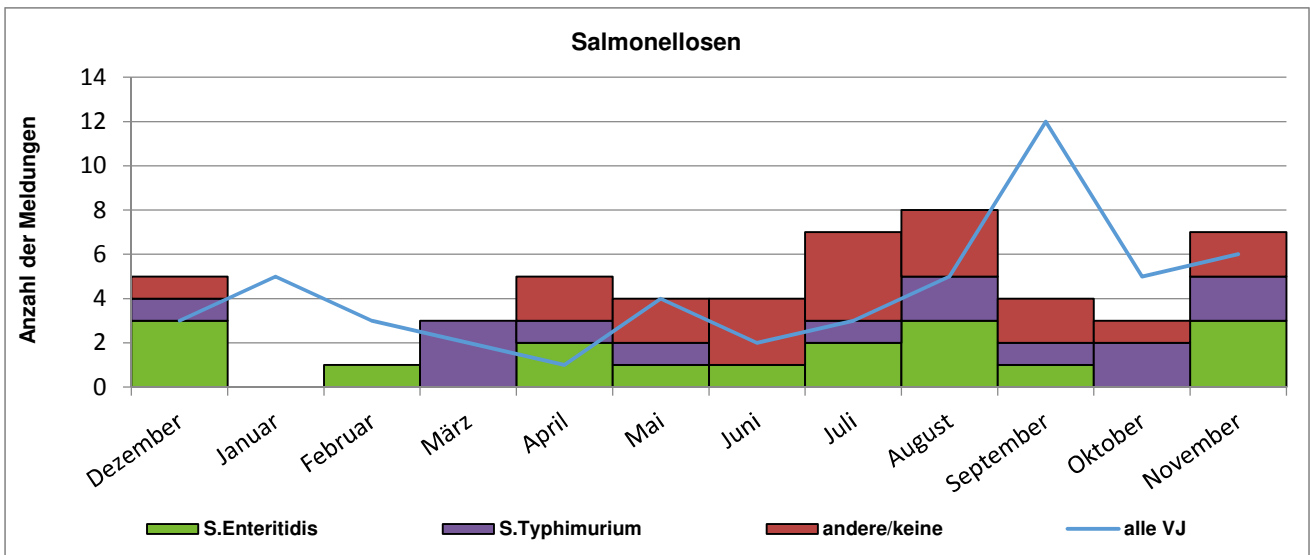
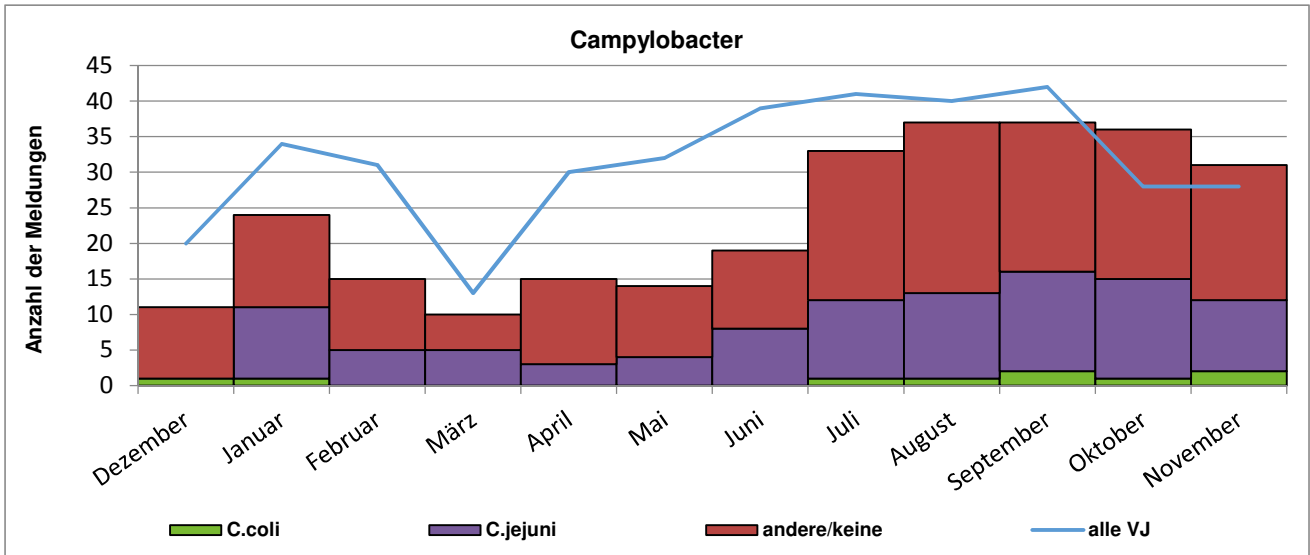
Krankheit	August	September	Oktober	November	Kum2016	Kum2017	HEKum2016	HEKum2017
Tuberkulose	3	2	2	3	47	29	588	539

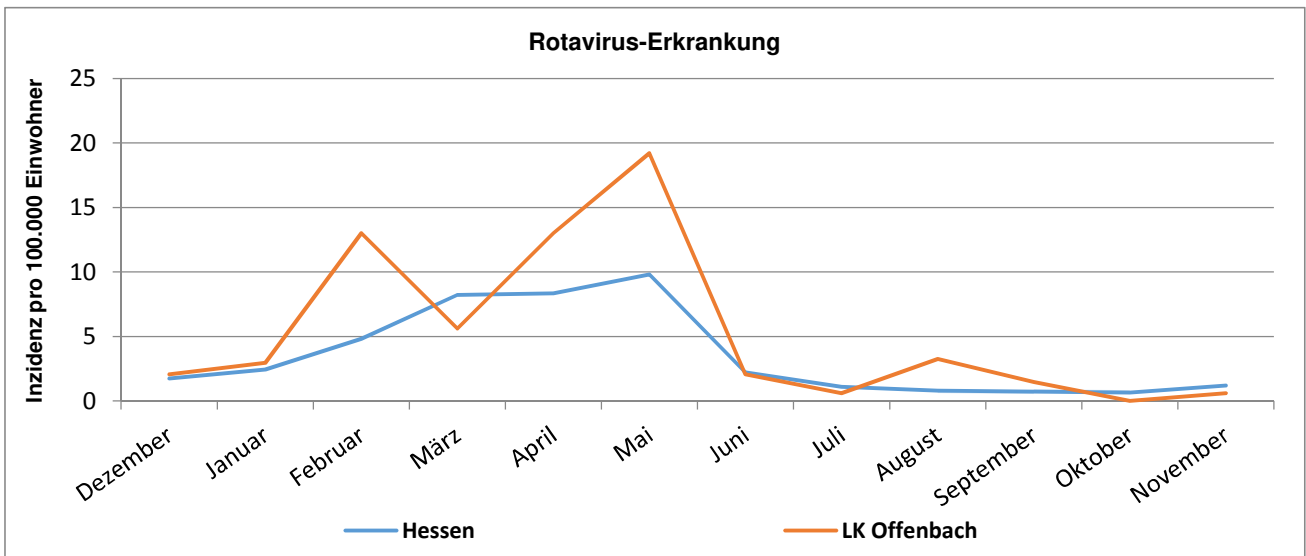
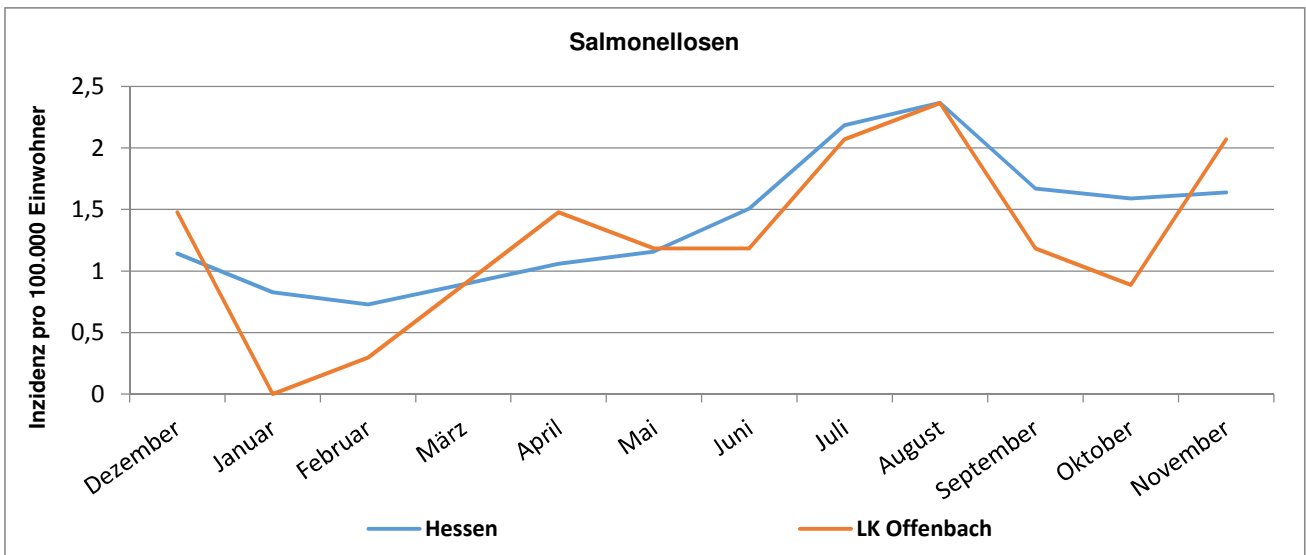
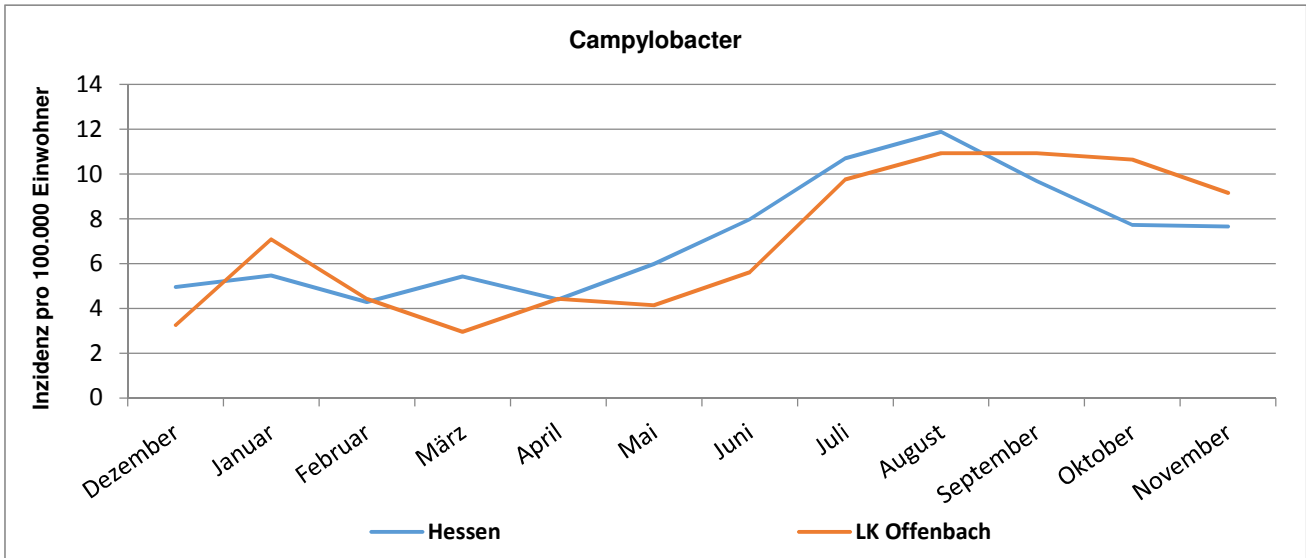
### Impfpräventable Infektionskrankheiten mit allgemeiner Impfpflicht

Krankheit	August	September	Oktober	November	Kum2016	Kum2017	HEKum2016	HEKum2017
Keuchhusten	8	7	17	11	108	165	1587	1558
Masern	0	1	0	0	0	3	13	102
Mumps	1	0	0	4	7	14	72	100
Röteln	0	0	0	0	1	0	15	20
Röteln, konnatal	0	0	0	0	0	0	0	0
Windpocken	4	3	3	5	70	73	1563	1355

## Sonstige Infektionskrankheiten

Krankheit	August	September	Oktober	November	Kum2016	Kum2017	HEKum2016	HEKum2017
Acinetobacter	0	0	1	2	0	7	25	109
Adenovirus	0	0	0	0	3	0	29	13
Arbovirus, u.a. West-Nil-Virus	0	0	0	0	0	0	0	2
aviäre Influenza	0	0	0	0	0	0	0	0
Botulismus	0	0	0	0	0	0	1	0
Brucellose	0	0	0	0	0	2	4	7
Chikungunya	0	0	0	0	0	0	0	3
Cholera	0	0	0	0	0	0	1	0
CJK	0	0	0	0	0	0	11	11
Clostridium difficile	0	0	1	1	7	3	142	138
Denguefieber	0	0	0	1	7	4	71	58
Diphtherie	0	0	0	0	0	0	0	0
Ebolafieber	0	0	0	0	0	0	0	0
Enterobacteriaceae	0	0	1	3	1	19	49	416
Fleckfieber	0	0	0	0	0	0	0	0
FSME	0	1	0	0	0	6	21	19
Gelbfieber	0	0	0	0	0	0	0	0
Haemophilus influenzae	0	0	0	0	1	0	28	39
Hantavirus	1	0	0	0	0	1	8	110
HUS	0	1	0	0	2	2	12	3
Influenza	0	0	0	0	136	273	2983	5062
Kryptosporidiose	0	0	1	0	10	1	153	123
Lassafieber	0	0	0	0	0	0	0	0
Läuserückfallfieber	0	0	0	0	0	0	1	0
Legionellose	3	1	2	0	7	13	89	100
Lepra	0	0	0	0	0	0	0	0
Leptospirose	0	1	0	0	0	1	8	10
Listeriose	1	1	0	0	2	4	39	44
Marburgfieber	0	0	0	0	0	0	0	0
Meningokokken	0	0	0	1	2	3	20	16
Milzbrand	0	0	0	0	0	0	0	0
MRSA	0	1	1	1	9	9	146	135
Ornithose	0	0	0	0	0	0	2	1
Pest	0	0	0	0	0	0	0	0
Pocken	0	0	0	0	0	0	0	0
Poliomyelitis	0	0	0	0	0	0	0	0
Q-Fieber	0	0	0	0	0	1	22	13
Tollwut	0	0	0	0	0	0	0	0
Trichinellose	0	0	0	0	0	0	0	0
Tularämie	0	0	0	0	0	0	1	1
vCJK	0	0	0	0	0	0	0	0
VHF, andere Erreger	0	0	0	0	1	0	7	0
Zika	0	0	0	0	0	1	4	7





**CRGN-Meldungen, nach Erreger und MRE-Netzwerk,  
Hessen, 2016-2017**

(Datenstand: 13.12.2017)	MRE-Netz									
	Nord/Osthessen		Mittelhessen		Rhein-Main		Süd Hessen		Hessen	
	2016	Kum 2017	2016	Kum 2017	2016	Kum 2017	2016	Kum 2017	2016	Kum 2017
<i>A. baumannii</i> complex	9	7	13	12	87	69	10	16	119	104
<i>C. freundii</i> complex	0	4	3	3	9	22	4	7	16	36
<i>E. aerogenes</i>	6	4	5	10	17	11	2	7	30	32
<i>E. cloacae</i> complex	1	7	7	5	32	16	7	14	47	42
<i>E. coli</i>	11	12	12	11	42	41	22	23	87	87
<i>K. pneumoniae</i>	13	26	27	27	111	104	24	28	175	185
<i>K. oxytoca</i>	1	5	4	1	10	7	2	4	17	17
Weitere <i>Citrobacter</i> spp.	2	0	1	0	3	1	0	0	6	1
<i>P. mirabilis</i>	1	0	2	0	6	1	0	0	9	1
<i>S. marcescens</i>	1	2	2	1	2	3	0	2	5	8
Weitere Enterobacteriaceae	1	4	3	0	5	7	1	3	10	14
Weitere gramnegative Erreger	0	0	0	1	1	1	0	0	1	2
<b>Gesamt</b>	<b>46</b>	<b>71</b>	<b>79</b>	<b>71</b>	<b>325</b>	<b>283</b>	<b>72</b>	<b>104</b>	<b>522</b>	<b>529</b>

\* entsprechend der RKI-Falldefinition

**Carbapenemase-Meldungen, nach Carbapenemase-Typ und MRE-Netzwerk,  
Hessen, 2016-2017**

(Datenstand: 13.12.2017)	MRE-Netz									
	Nord/Osthessen		Mittelhessen		Rhein-Main		Süd Hessen		Hessen	
	2016	Kum 2017	2016	Kum 2017	2016	Kum 2017	2016	Kum 2017	2016	Kum 2017
FIM	0	0	0	0	0	0	0	1	0	1
GIM-1	0	0	0	0	1	0	0	0	1	0
KPC	1	1	2	4	13	8	7	2	23	15
KPC-2	0	0	2	3	11	6	9	7	22	16
KPC-3	1	13	3	1	2	8	5	1	11	23
NDM	0	0	4	0	41	34	6	4	51	38
OXA	0	0	0	0	0	0	2	1	2	1
OXA-181	0	0	2	2	1	0	0	1	3	3
OXA-23	6	4	7	7	48	37	6	4	67	52
OXA-232	0	0	0	0	0	3	0	0	0	3
OXA-24	0	1	0	0	4	4	0	0	4	5
OXA-244	0	0	0	0	1	0	0	0	1	0
OXA-40	0	0	0	0	1	0	0	0	1	0
OXA-48	3	4	12	9	47	59	8	13	70	85
OXA-58	0	0	1	0	2	1	0	0	3	1
OXA-72	0	0	0	0	2	1	0	2	2	3
VIM	0	5	0	3	4	6	0	0	4	14
VIM-1	2	6	0	1	6	7	2	2	10	16
<b>Gesamt</b>	<b>13</b>	<b>34</b>	<b>33</b>	<b>30</b>	<b>184</b>	<b>174</b>	<b>45</b>	<b>38</b>	<b>275</b>	<b>276</b>

**MRSA-Meldungen, nach MRE-Netzwerk, Hessen, 2016-2017**

(Datenstand: 13.12.2017)	MRE-Netz									
	Nord/Osthessen		Mittelhessen		Rhein-Main		Süd Hessen		Hessen	
	2016	Kum 2017	2016	Kum 2017	2016	Kum 2017	2016	Kum 2017	2016	Kum 2017
<b>MRSA</b>	<b>43</b>	<b>43</b>	<b>50</b>	<b>46</b>	<b>58</b>	<b>37</b>	<b>8</b>	<b>14</b>	<b>159</b>	<b>140</b>