


**Bericht über meldepflichtige Infektionskrankheiten,
LK Offenbach, Oktober 2018**

Stand: 07.11.2018 12:43:59



Gemeldete Infektionskrankheiten (§§ 6, 7 IfSG)

Akute Gastroenteritiden

Krankheit	Juli	August	September	Oktober	Kum2017	Kum2018	HEKum2017	HEKum2018
Campylobacter	39	30	33	20	240	265	4449	4780
E.-coli-Enteritis	0	0	0	0	0	0	11	10
EHEC/STEC	0	2	0	0	12	5	85	71
Giardiasis	3	1	2	1	19	12	273	258
Norovirus	6	7	8	12	294	203	4824	5105
Paratyphus	0	0	0	0	1	1	3	7
Rotavirus	3	6	2	0	207	56	2365	932
Salmonellose	5	10	13	2	39	42	846	854
Shigellose	1	1	3	1	0	8	28	62
Typhus	0	0	0	0	1	1	6	14
Yersiniose	1	0	0	1	6	4	153	211

Akute Hepatitiden

Krankheit	Juli	August	September	Oktober	Kum2017	Kum2018	HEKum2017	HEKum2018
Hepatitis A	1	5	4	2	6	17	122	129
Hepatitis B	1	3	4	0	10	14	486	633
Hepatitis C	2	1	0	2	3	7	487	688
Hepatitis D	0	1	0	0	0	2	1	5
Hepatitis E	4	3	3	4	8	26	229	325
Hepatitis Non A-E	0	0	0	0	0	0	0	0

Tuberkulose

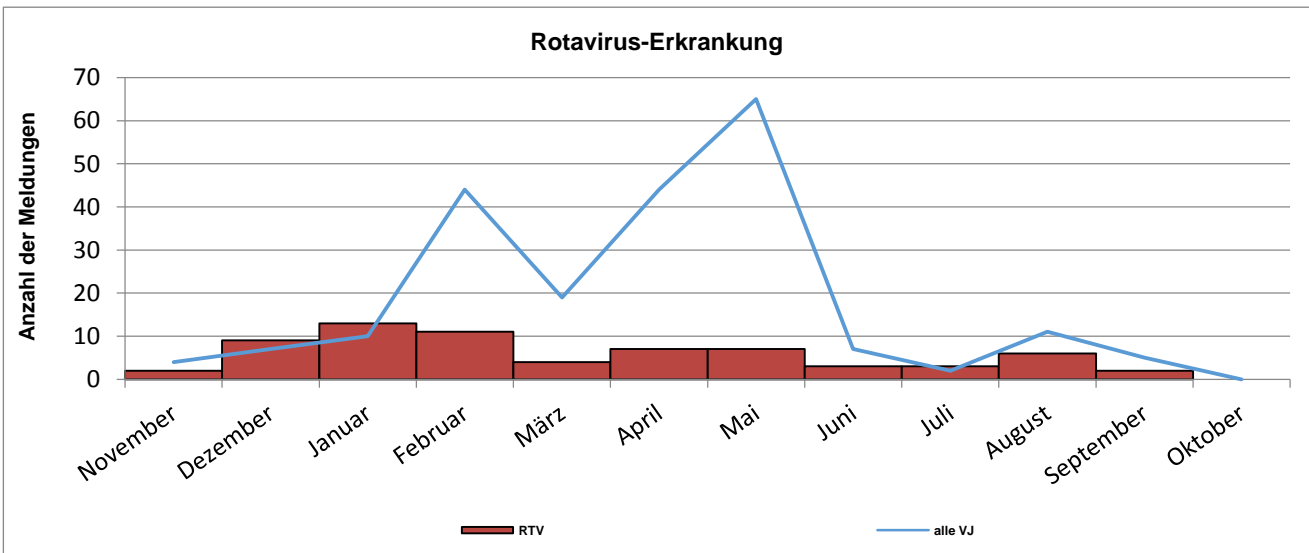
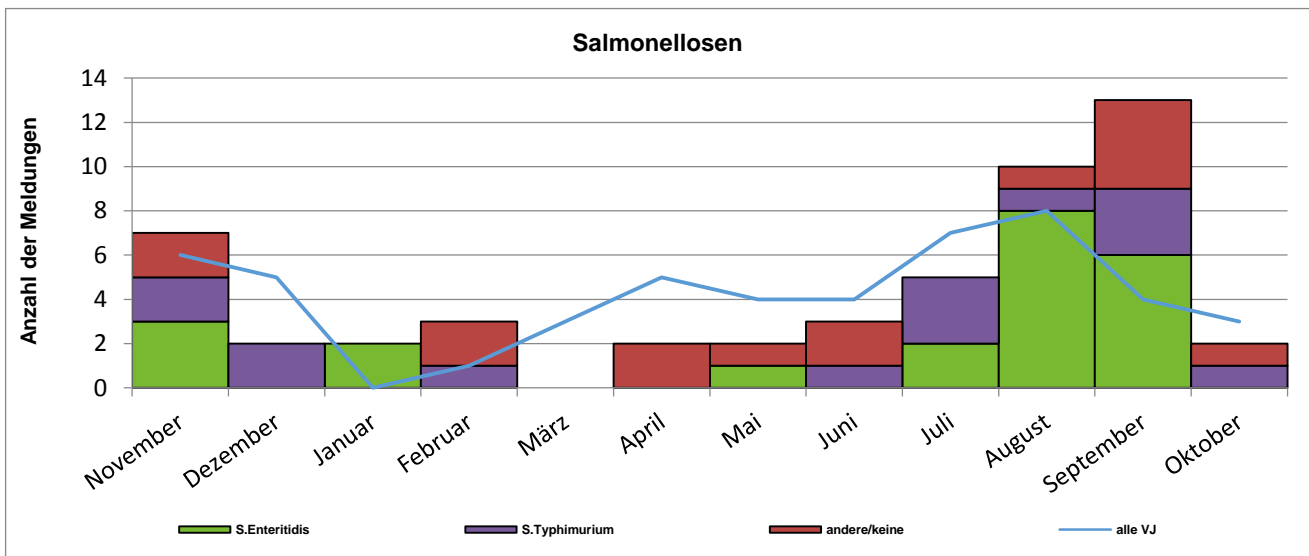
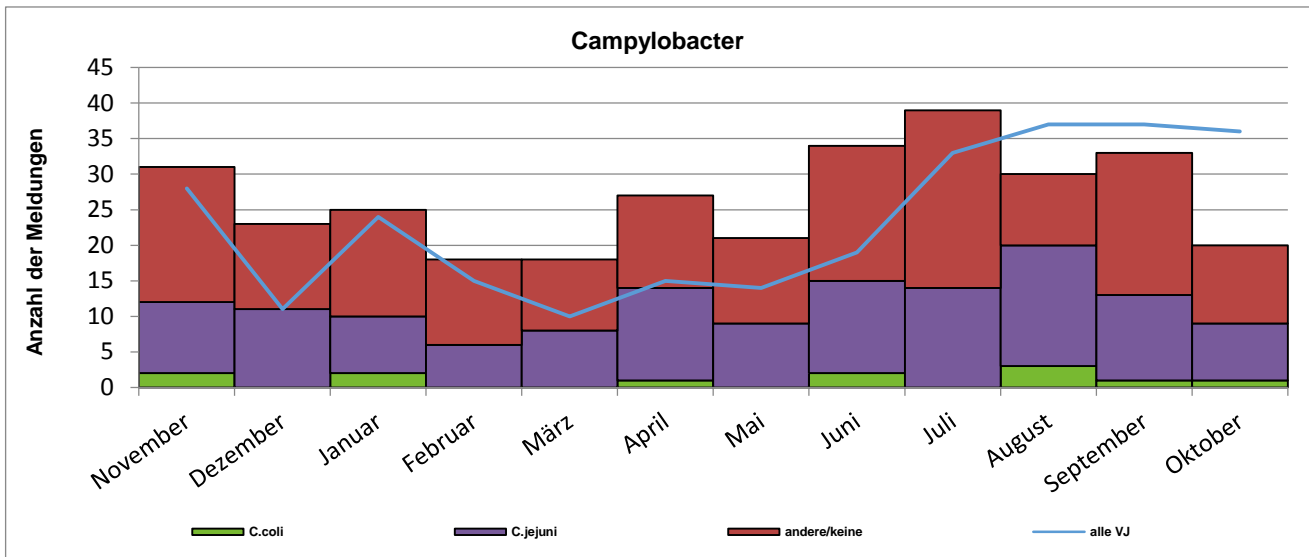
Krankheit	Juli	August	September	Oktober	Kum2017	Kum2018	HEKum2017	HEKum2018
Tuberkulose	2	4	1	1	25	37	490	538

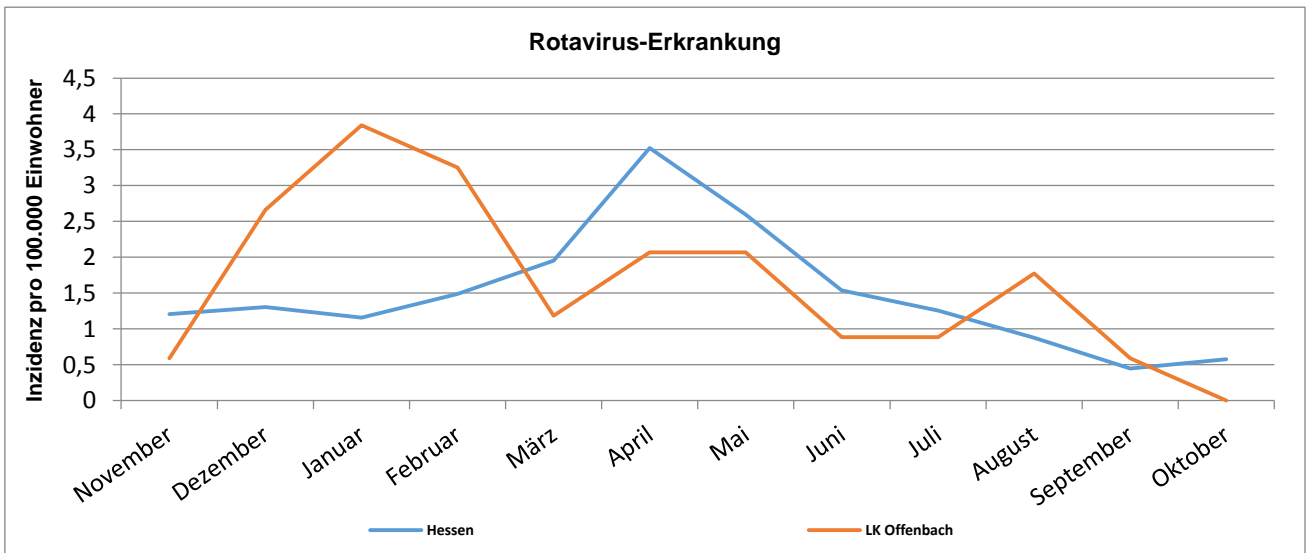
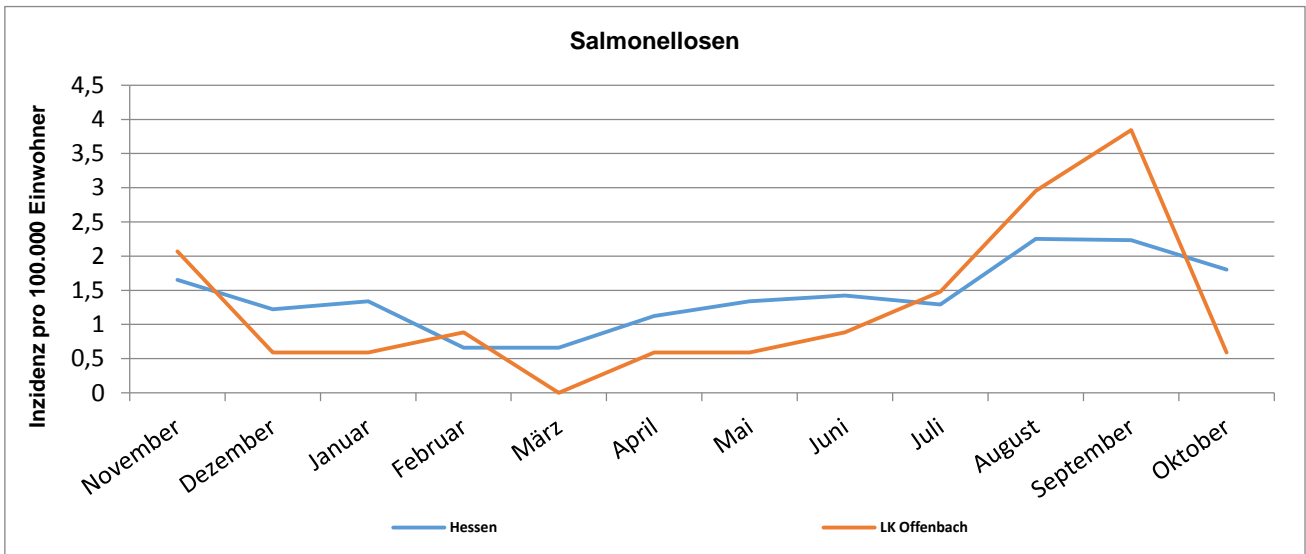
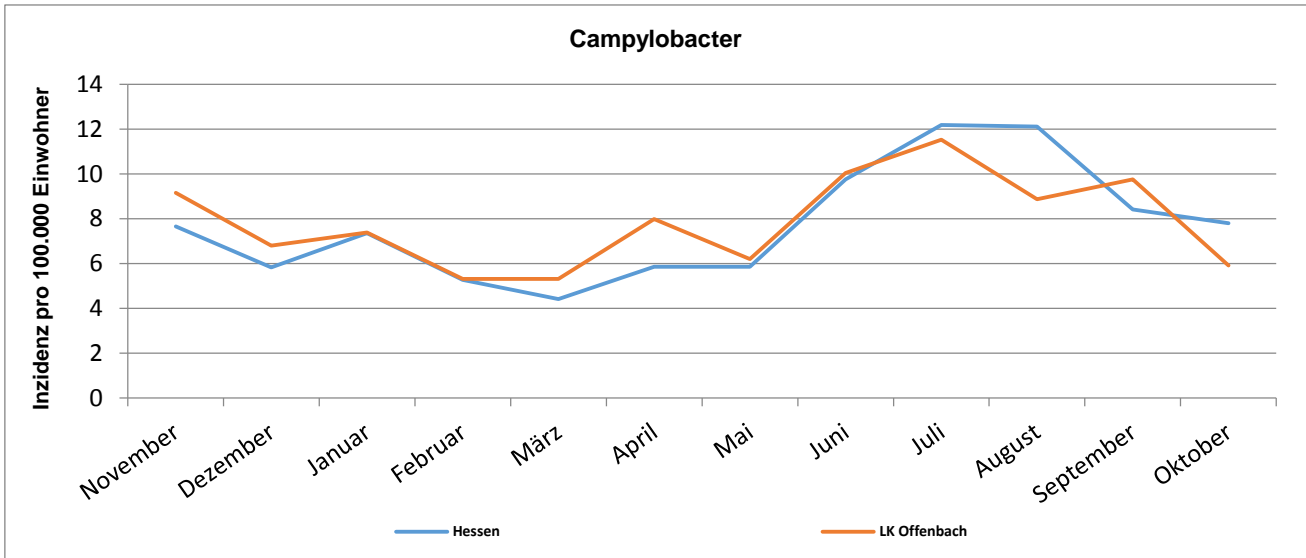
Impfpräventable Infektionskrankheiten mit allgemeiner Impfpflicht

Krankheit	Juli	August	September	Oktober	Kum2017	Kum2018	HEKum2017	HEKum2018
Keuchhusten	12	10	6	7	154	134	1391	1309
Masern	0	0	0	1	3	1	101	41
Mumps	1	1	0	0	10	9	91	60
Röteln	0	0	0	1	0	1	18	16
Röteln, konnatal	0	0	0	0	0	0	0	0
Windpocken	4	7	3	9	68	75	1228	1212

Sonstige Infektionskrankheiten

Krankheit	Juli	August	September	Oktober	Kum2017	Kum2018	HEKum2017	HEKum2018
Acinetobacter	1	2	0	2	5	6	95	77
Adenovirus	0	0	0	0	0	0	12	19
Arbovirus, u.a. West-Nil-Virus	0	0	0	0	0	0	2	0
aviäre Influenza	0	0	0	0	0	0	0	0
Botulismus	0	0	0	0	0	0	0	0
Brucellose	0	0	0	0	2	0	7	2
Chikungunya	0	0	0	0	0	0	3	0
Cholera	0	0	0	0	0	0	0	0
CJK	0	0	0	0	0	0	9	11
Clostridium difficile	1	0	1	0	2	7	129	124
Denguefieber	0	0	0	0	3	2	51	39
Diphtherie	0	0	0	0	0	0	0	5
Ebolafieber	0	0	0	0	0	0	0	0
Enterobacteriaceae	5	2	5	7	16	35	369	469
Fleckfieber	0	0	0	0	0	0	0	0
FSME	0	0	0	0	6	1	20	25
Gelbfieber	0	0	0	0	0	0	0	1
Haemophilus influenzae	0	0	0	0	0	0	37	42
Hantavirus	0	0	0	0	1	0	108	5
HUS	0	0	0	0	2	1	3	1
Influenza	0	1	0	0	273	942	5046	15577
Kryptosporidiose	0	0	0	0	1	0	114	95
Lassafieber	0	0	0	0	0	0	0	0
Läuserückfallfieber	0	0	0	0	0	0	0	0
Legionellose	1	0	1	1	13	9	92	77
Lepra	0	0	0	0	0	0	0	0
Leptospirose	0	0	0	0	1	1	10	10
Listeriose	1	1	0	0	4	4	40	45
Marburgfieber	0	0	0	0	0	0	0	0
Meningokokken	0	0	0	0	2	0	15	17
Milzbrand	0	0	0	0	0	0	0	0
MRSA	0	1	2	0	8	6	119	92
Ornithose	0	0	0	0	0	0	1	0
Pest	0	0	0	0	0	0	0	0
Pocken	0	0	0	0	0	0	0	0
Poliomyelitis	0	0	0	0	0	0	0	0
Q-Fieber	0	0	0	0	1	0	11	14
Tollwut	0	0	0	0	0	0	0	0
Trichinellose	0	0	0	0	0	0	0	0
Tularämie	0	0	0	0	0	0	1	0
vCJK	0	0	0	0	0	0	0	0
VHF, andere Erreger	0	0	0	0	0	0	0	0
Zika	0	0	0	0	1	0	6	1





**CRGN-Meldungen, nach Erreger und MRE-Netzwerk,
Hessen, 2017-2018**

(Datenstand: 07.11.2018)	MRE-Netz									
	Nord/Osthessen		Mittelhessen		Rhein-Main		Südhausen		Hessen	
	2017	Kum 2018	2017	Kum 2018	2017	Kum 2018	2017	Kum 2018	2017	Kum 2018
<i>A. baumannii</i> complex	7	8	13	5	71	52	16	11	107	76
<i>C. freundii</i> complex	3	2	5	3	22	11	8	15	38	31
<i>E. cloacae</i> complex	8	2	4	11	17	28	14	12	43	53
<i>E. coli</i>	14	13	12	11	41	74	23	25	90	123
<i>K. aerogenes</i>	4	4	10	8	11	22	8	13	33	47
<i>K. pneumoniae</i>	28	19	30	22	111	102	30	26	199	169
<i>K. oxytoca</i>	5	4	2	1	7	2	4	2	18	9
Weitere <i>Citrobacter</i> spp.	0	0	0	0	1	1	0	0	1	1
<i>P. mirabilis</i>	0	2	1	0	1	0	0	1	2	3
<i>S. marcescens</i>	3	3	1	1	3	1	2	0	9	5
Weitere Enterobacteriaceae	4	4	1	3	7	18	3	9	15	34
Weitere gramnegative Erreger	0	0	1	0	1	1	0	0	2	1
Gesamt	76	61	80	65	293	312	108	114	557	552

* entsprechend der RKI-Falldefinition

**Carbapenemase-Meldungen, nach Carbapenemase-Typ und MRE-Netzwerk,
Hessen, 2017-2018**

(Datenstand: 07.11.2018)	MRE-Netz									
	Nord/Osthessen		Mittelhessen		Rhein-Main		Südhausen		Hessen	
	2017	Kum 2018	2017	Kum 2018	2017	Kum 2018	2017	Kum 2018	2017	Kum 2018
FIM	0	0	0	0	0	0	1	0	1	0
IMI / IMI-1	0	0	0	0	0	0	0	3	0	3
KPC	0	2	1	2	9	9	1	4	11	17
KPC-2	0	0	6	1	8	13	8	7	22	21
KPC-3	17	3	2	2	8	2	2	1	29	8
NDM	0	7	0	5	38	37	5	3	43	52
OXA	0	1	0	0	0	1	1	0	1	2
OXA-1	0	0	0	0	0	1	0	0	0	1
OXA-10	0	0	0	1	0	0	0	0	0	1
OXA-181	0	0	2	0	0	3	1	3	3	6
OXA-23	4	5	8	1	40	25	7	7	59	38
OXA-232	0	0	0	0	1	0	0	0	1	0
OXA-24	1	0	0	0	4	1	0	0	5	1
OXA-244	0	0	0	0	0	2	0	2	0	4
OXA-48	6	9	10	13	65	65	15	15	96	102
OXA-58	0	0	0	0	2	0	0	0	2	0
OXA-66	1	0	0	0	6	2	2	1	9	3
OXA-69	0	0	0	0	0	0	1	0	1	0
OXA-72	0	1	0	1	3	2	2	1	5	5
OXA-9	0	0	0	0	0	2	0	0	0	2
OXA-94	0	0	0	0	0	1	0	0	0	1
VIM / VIM-1 / VIM-4	11	9	6	1	14	11	2	3	33	24
Gesamt	40	37	35	27	198	177	48	50	321	291

MRSA-Meldungen, nach MRE-Netzwerk, Hessen, 2017-2018

(Datenstand: 07.11.2018)	MRE-Netz									
	Nord/Osthessen		Mittelhessen		Rhein-Main		Südhausen		Hessen	
	2017	Kum 2018	2017	Kum 2018	2017	Kum 2018	2017	Kum 2018	2017	Kum 2018
MRSA	44	33	47	26	38	26	14	8	143	93

